






BURN RATE CHART

Our wick size description is very “user friendly”. The description represents the two hour pool diameter in a 60°c melt point straight cut paraffin wax. This method allows the user to easily compare wick size and performance. This chart provides the candle maker a starting point for wick selection. Your wick selection will depend on wax blend, colour and fragrance additives.

 Wick Size	 Flame Height	 Rate of Consumption	 Pool Diameter	 Wick Yield	 Vessel Diameter*
LCS35	29mm	4.3g / hour	38mm	1660m / kg	35mm - 40mm
LCS40	29mm	4.3g / hour	43mm	1038m / kg	40mm - 45mm
LCS45	33mm	4.4g / hour	48mm	1115m / kg	45mm - 50mm
LCS50	36mm	5.2g / hour	53mm	925m / kg	50mm - 55mm
LCS55	41mm	6.1g / hour	58mm	875m / kg	55mm - 60mm
LCS60	46mm	6.9g / hour	63mm	733m / kg	60mm - 65mm
LCS65	46mm	7.1g / hour	68mm	645m / kg	65mm - 70mm
LCS70	47mm	7.5g / hour	73mm	576m / kg	70mm - 75mm
LCS75	57mm	8.5g / hour	78mm	494m / kg	75mm - 80mm
LCS80	52mm	8.3g / hour	83mm	456m / kg	80mm - 85mm
LCS85	56mm	8.3g / hour	88mm	454m / kg	85mm - 90mm
LCS90	66mm	9.5g / hour	95mm	605m / kg	90mm - 100mm

*Please note, vessel diameters noted above are suggestions only. We recommend users conduct their own wick tests with every different blend of wax and oil that they intend to use.

Wicks by LCS

Unit 6, 39 Steane Street, Fairfield VIC Australia 3078 · (03) 9486 3899 · info@luxurycandlesupplies.com